

Scaled data based on original data using  
LM-79-08 Approved Method: Electrical and Photometric Measurements of Solid-  
State Lighting Products

Test Report Prepared for  
Cooper Lighting Solutions  
(formerly Eaton)

Brand: McGRAW-EDISON

Report Number: P198076

Luminaire Tested: **TT-C4-LED-E1-RW-CG-7060**

Issue Date: 3/3/2020

**Test Information**

Test Method: LM-79-08  
Report Number: P198076  
TEST IS SCALED FROM IESNA LM-79-08 TEST DATA (P34695)  
Test Lab: INNOVATION CENTER-P3  
Issue Date: 3/3/2020  
Manufacturer: COOPER LIGHTING SOLUTIONS (FORMERLY EATON)  
Product Line: MCGRAW-EDISON  
Catalog Number: TT-C4-LED-E1-RW-CG-7060  
Description: TOPTIER LED PARKING GARAGE LUMINAIRE  
RECTANGULAR DISTRIBUTION WITH CLEAR GLASS LENS  
Light Source: (160) 5700K CCT, 70 CRI LEDS  
Ballast/Driver: ELECTRONIC DRIVER

**Summary**

Lumens per Lamp: N/A  
Luminaire Lumens: 5693.3 lumens  
Efficiency: N/A  
Efficacy: 98.2 lumens/watt  
Luminous Opening: Circular (Dia: 1.12' x H: 0')  
IES Classification: Type IV - Short - Semi-Cutoff  
BUG Rating: B3 - U0 - G3

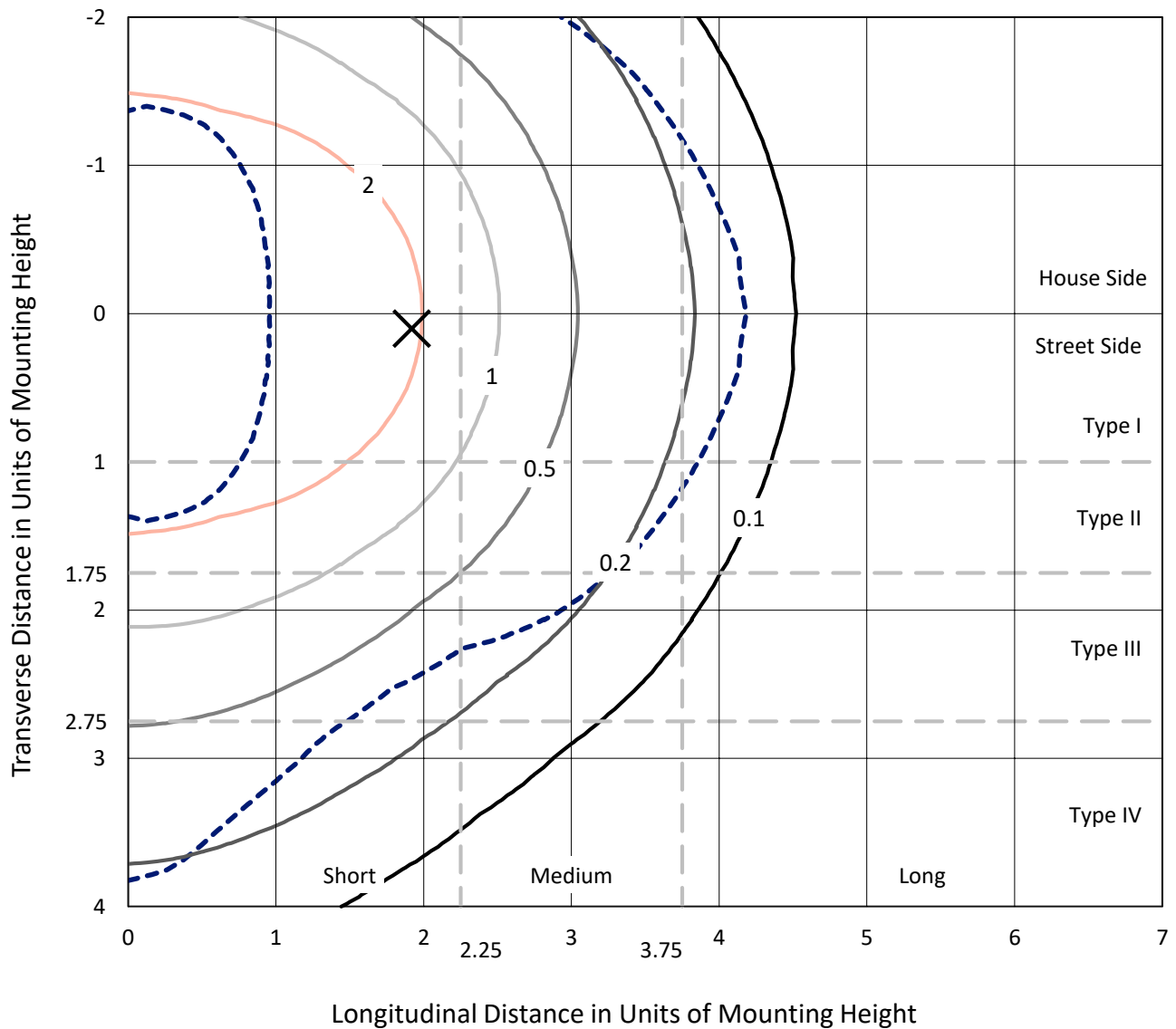
Input Watts (W): 58  
Input Voltage (V): NR  
Input Current (Ain): NR  
Voltage Rise (V): NR  
Power Factor: NR  
Total Harmonic Distortion (THDi): NR  
Frequency (hertz): 60  
Stabilization Time: NR  
Operation Time: NR  
Ambient Temperature (°C): NR  
Test Distance: 25 FT



REPORT NUMBER: P198076  
 CATALOG NUMBER: TT-C4-LED-E1-RW-CG-7060

### Iso-Footcandle Lines of Horizontal Illumination

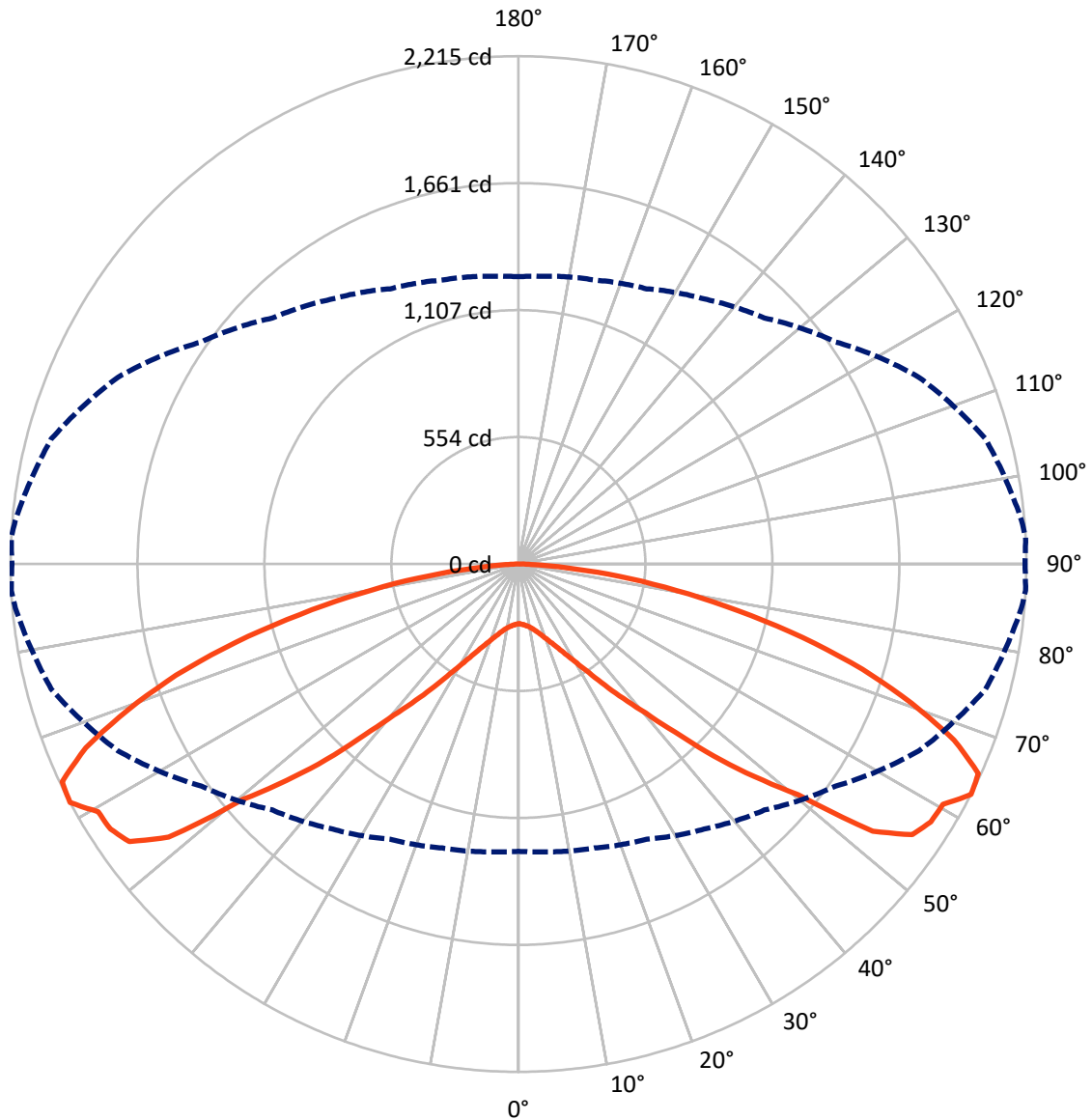
✕ Max cd  
 - - - 1/2 Max cd



Based on 10 foot mounting height. Maximum calculated value = 4.3 fc  
 Type IV - Short - Semi-Cutoff

REPORT NUMBER: P198076  
CATALOG NUMBER: TT-C4-LED-E1-RW-CG-7060

### Luminous Intensity Polar Plot



— Vertical Plane Through 87-Deg Lateral    - - - Horizontal Cone Through 62.5-Deg Vertical

REPORT NUMBER: P198076

CATALOG NUMBER: TT-C4-LED-E1-RW-CG-7060

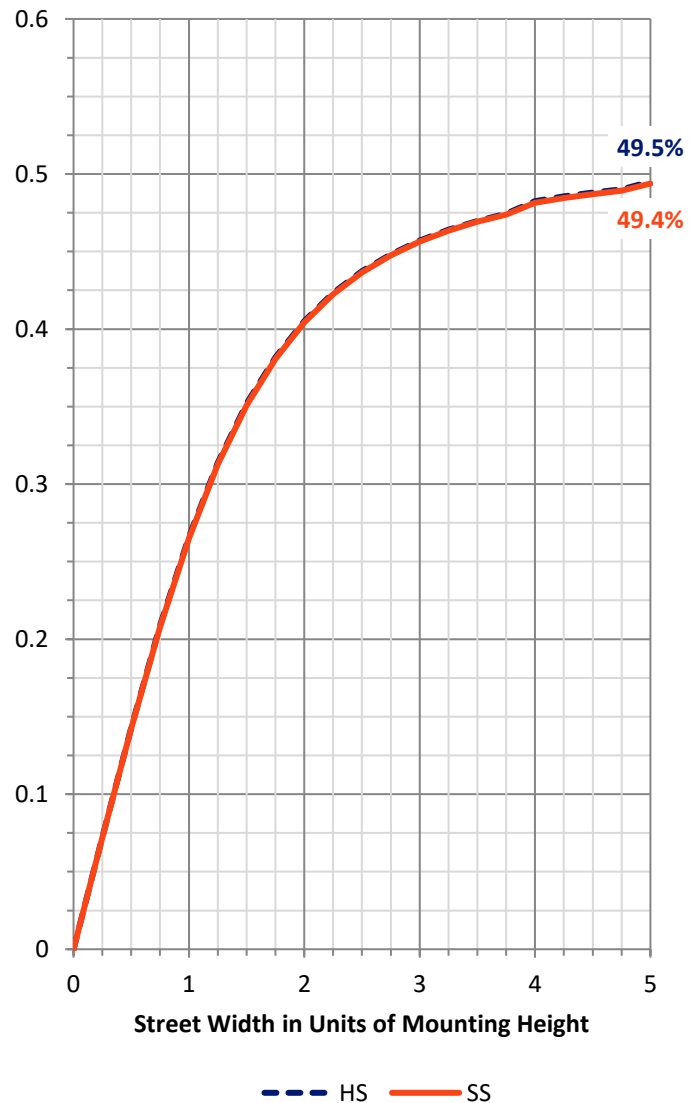
**FLUX DISTRIBUTION:**

		Downward	Upward	Total
<b>House Side</b>	Lumens	2846.6	0.0	2846.6
	% Fixture	50.0	0.0	50.0
<b>Street Side</b>	Lumens	2846.6	0.0	2846.6
	% Fixture	50.0	0.0	50.0
<b>Total</b>	Lumens	5693.3	0.0	5693.3
	% Fixture	100.0	0.0	100.0

**Coefficient of Utilization**

**ZONAL LUMENS:**

Zone	Lumens	% Fixture
0°-10°	26.0	0.5
10°-20°	89.9	1.6
20°-30°	198.4	3.5
30°-40°	399.6	7.0
40°-50°	762.2	13.4
50°-60°	1305.1	22.9
60°-70°	1581.1	27.8
70°-80°	1095.5	19.2
80°-90°	235.5	4.1
90°-100°	0.0	0.0
100°-110°	0.0	0.0
110°-120°	0.0	0.0
120°-130°	0.0	0.0
130°-140°	0.0	0.0
140°-150°	0.0	0.0
150°-160°	0.0	0.0
160°-170°	0.0	0.0
170°-180°	0.0	0.0
0°-90°	5693.3	100.0
0°-180°	5693.3	100.0



REPORT NUMBER: P198076

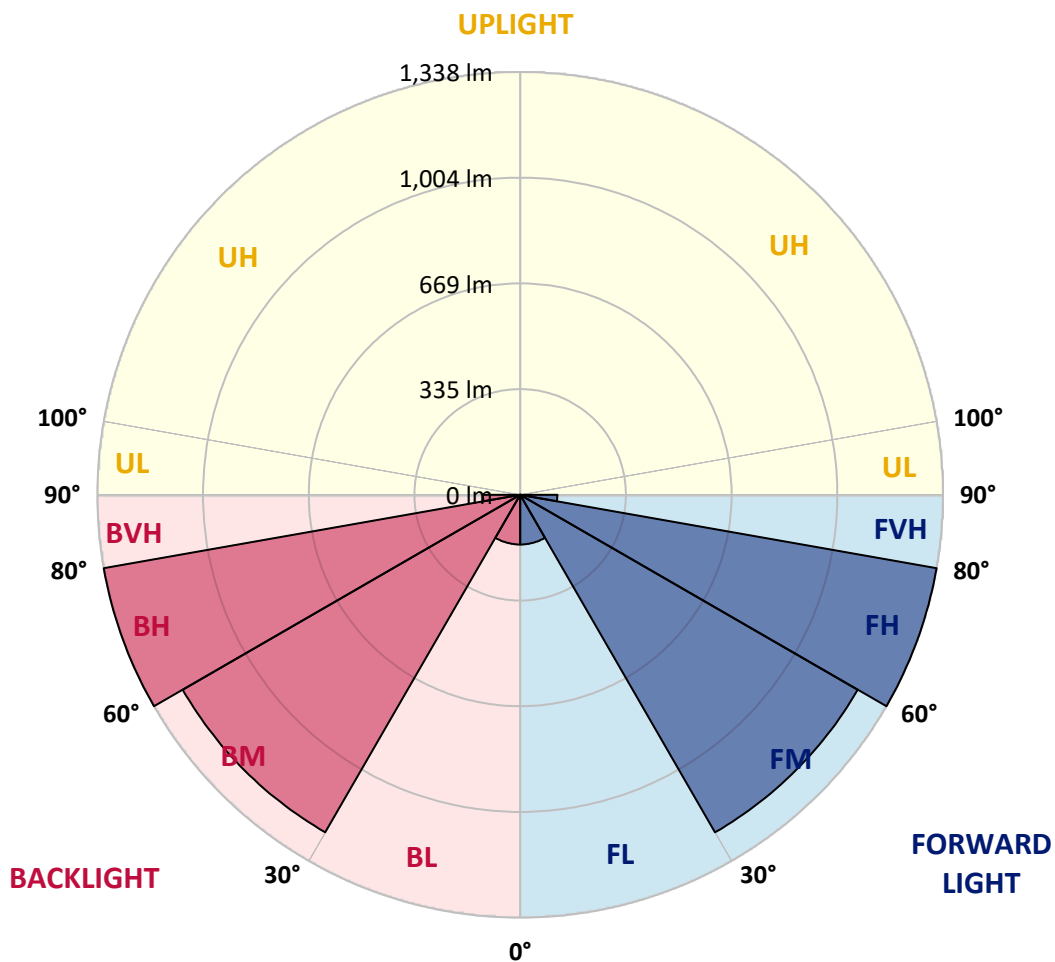
CATALOG NUMBER: TT-C4-LED-E1-RW-CG-7060

**LUMINAIRE CLASSIFICATION SYSTEM LUMEN TABLE AND BUG RATING:**

Zone		Lumens	% Fixture	Zone Rating/Lumen Limit		
				B	U	G
FL	(0°-30°)	157.2	2.8			
FM	(30°-60°)	1233.5	21.7			
FH	(60°-80°)	1338.3	23.5			G1/1800
FVH	(80°-90°)	117.7	2.1			G2/225
BL	(0°-30°)	157.2	2.8	B1/500		
BM	(30°-60°)	1233.5	21.7	B2/2500		
BH	(60°-80°)	1338.3	23.5	B3/2500		G3/2500
BVH	(80°-90°)	117.7	2.1			G2/225
UL	(90°-100°)	0.0	0.0		U0/0	
UH	(100°-180°)	0.0	0.0		U0/0	

**BUG Rating: B3-U0-G3**

Type IV Short





REPORT NUMBER: P198076

CATALOG NUMBER: TT-C4-LED-E1-RW-CG-7060

**CANDELA DISTRIBUTION (FULL):**

	0°	5°	15°	25°	35°	45°	55°	65°	75°	85°	87°
0°	259.6	259.6	259.6	259.6	259.6	259.6	259.6	259.6	259.6	259.6	259.6
2.5°	262.0	262.0	263.1	263.1	263.1	263.1	263.1	263.1	263.1	263.1	263.1
5°	266.6	266.6	266.6	267.8	267.8	267.8	267.8	267.8	266.6	266.6	266.6
7.5°	273.6	273.6	273.6	274.8	274.8	274.8	273.6	273.6	272.5	272.5	272.5
10°	282.9	282.9	284.1	284.1	282.9	282.9	281.8	280.6	281.8	280.6	280.6
12.5°	295.7	298.1	296.9	296.9	294.6	294.6	293.4	293.4	293.4	292.3	292.3
15°	314.4	314.4	315.5	313.2	313.2	309.7	308.6	307.4	308.6	308.6	307.4
17.5°	336.5	336.5	336.5	333.0	330.7	328.3	327.2	326.0	324.9	326.0	326.0
20°	370.3	367.9	363.3	360.9	355.1	352.8	350.5	349.3	348.1	348.1	348.1
22.5°	405.2	402.9	397.0	392.4	387.7	381.9	379.6	374.9	373.8	376.1	374.9
25°	439.0	442.5	435.5	429.6	426.2	416.8	411.0	409.9	407.5	406.4	407.5
27.5°	480.9	483.2	477.4	469.2	462.2	455.3	449.4	447.1	448.3	448.3	449.4
30°	527.4	532.1	522.8	518.1	507.7	498.3	493.7	496.0	498.3	501.8	500.7
32.5°	581.0	581.0	576.4	568.2	556.6	548.4	546.1	549.6	560.1	564.7	563.5
35°	643.9	639.2	634.6	624.1	609.0	604.3	609.0	620.6	635.7	643.9	648.5
37.5°	709.1	699.8	692.8	681.1	674.2	671.8	682.3	704.4	720.7	735.9	742.9
40°	765.0	765.0	755.7	742.9	735.9	746.3	762.6	794.1	825.5	841.8	853.5
42.5°	820.9	827.9	817.4	806.9	806.9	820.9	852.3	901.2	960.6	995.5	1001.3
45°	879.1	891.9	877.9	870.9	877.9	905.9	965.2	1059.6	1148.0	1205.1	1195.8
47.5°	939.6	951.3	938.5	935.0	951.3	1001.3	1092.2	1213.2	1301.7	1361.1	1384.4
50°	1014.1	1006.0	1001.3	1000.2	1033.9	1108.5	1226.1	1356.5	1498.5	1552.1	1581.2
52.5°	1077.0	1063.0	1060.7	1068.9	1124.8	1214.4	1361.1	1601.0	1797.8	1930.5	1935.1
55°	1131.7	1116.6	1124.8	1144.6	1220.2	1344.8	1530.0	1810.6	1977.1	2076.0	2084.2
57.5°	1178.3	1170.2	1184.1	1210.9	1308.7	1457.8	1665.0	1896.7	2034.1	2113.3	2121.4
60°	1220.2	1219.1	1234.2	1279.6	1389.1	1524.1	1695.3	1902.5	2045.8	2116.8	2127.3
62.5°	1252.8	1259.8	1281.9	1323.9	1411.2	1517.1	1688.3	1927.0	2108.6	2201.8	2214.6
65°	1280.8	1287.8	1309.9	1323.9	1401.9	1503.2	1726.7	1943.3	2099.3	2196.0	2204.1
67.5°	1295.9	1304.1	1300.6	1302.9	1363.4	1442.6	1635.9	1822.2	1950.3	2038.8	2049.3
70°	1293.6	1286.6	1258.7	1229.6	1242.4	1298.2	1472.9	1628.9	1745.4	1815.2	1818.7
72.5°	1244.7	1233.0	1166.7	1099.1	1079.3	1116.6	1269.1	1386.7	1485.7	1549.7	1569.5
75°	1134.1	1110.8	1014.1	926.8	882.6	910.5	1028.1	1130.6	1203.9	1266.8	1279.6
77.5°	932.6	918.7	822.0	726.6	677.6	696.3	789.4	850.0	929.1	994.4	978.1
80°	678.8	676.5	598.5	513.5	478.5	486.7	536.8	596.1	646.2	695.1	697.4
82.5°	443.6	436.6	384.2	322.5	286.4	291.1	322.5	354.0	401.7	433.1	442.5
85°	220.1	216.6	193.3	154.9	135.1	135.1	150.2	168.8	192.1	206.1	204.9
87.5°	60.5	54.7	53.6	39.6	32.6	34.9	34.9	38.4	48.9	52.4	55.9
90°	0.0	0.0	0.0	0.0	0.0	0.0	0.0	0.0	0.0	0.0	0.0

REPORT NUMBER: P198076  
CATALOG NUMBER: TT-C4-LED-E1-RW-CG-7060

**CANDELA DISTRIBUTION (continued):**

	90°
0°	259.6
2.5°	263.1
5°	266.6
7.5°	272.5
10°	281.8
12.5°	292.3
15°	307.4
17.5°	324.9
20°	348.1
22.5°	377.2
25°	407.5
27.5°	448.3
30°	501.8
32.5°	564.7
35°	646.2
37.5°	737.0
40°	848.8
42.5°	995.5
45°	1206.3
47.5°	1372.8
50°	1566.0
52.5°	1942.1
55°	2086.5
57.5°	2123.8
60°	2128.4
62.5°	2208.8
65°	2213.4
67.5°	2041.1
70°	1824.5
72.5°	1567.2
75°	1288.9
77.5°	995.5
80°	696.3
82.5°	435.5
85°	203.8
87.5°	51.2
90°	0.0

(END OF REPORT)